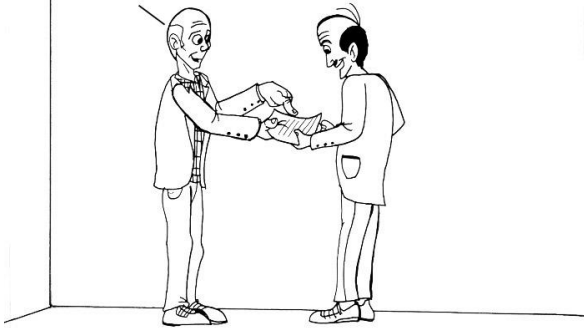



SEND THE LIST OF SOFTWARE

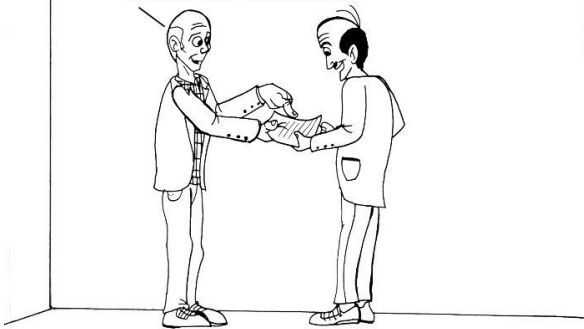


Sending of email requesting the list of software: Teachers are requested to send the list of software they wish to be included in the new semester's images




Email from: Sending of email requesting the list of software received


HERE IS THE LIST OF REQUIRED SOFTWARE



Teachers send the list: Teachers send the list of software for each course they'll have this semester




Form from: Teachers send the list received




Software installation on the Images:  
Image installation is performed (windows and linux) with the software mentioned in the list

AS SOON AS YOU CAN COME AND TEST THE IMAGES




Request to teachers for testing the images: An email is sent to teachers for testing the images

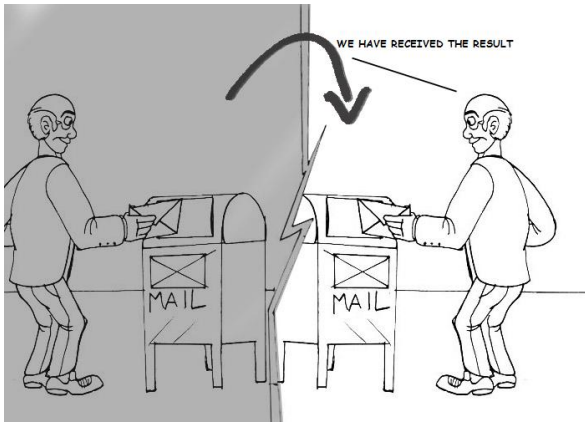


Email from: Request to teachers for testing the images received

TESTED IT!!




Dispatch of test results: Teacher sends the test results to Admin




Admin receives the test results: Admin receives the test results



Image approval: Teachers test the images and decide on their approval.



Software installation on the Images:  
Image installation is performed (windows and linux) with the software mentioned in the list




Deployment of images to the labs: As soon as the teachers give their approval to the installed software, we perform the deployment to the Labs

WAITING FOR PROFESSORS...




Wait for image testing: Professors come and test the images

DEPLOY TO THE LABS



Deployment of images to the labs: As soon as the teachers give their approval to the installed software, we perform the deployment to the Labs

WE HAVE RECEIVED THE RESULT



Admin receives the test results: Admin receives the test results

STILL WAITING



Wait for Requirements: Waiting for the sending of requirements